


Double glass with edge panel installation method





Overview

How to install glass panels?

Apply the glazing gasket around the glass panels' edges last. This will lessen any rattling or movement and help to keep the glass panels firmly in place. 1. Top tracks must be appropriately braced to the building's structure and parallel to the floor. 2. The nearby supports and substrates must be sufficiently prepared before installation begins.

How many steps are involved in glass installation?

It involves 21 steps including identifying glass requirements, offloading glass from delivery vehicles, inspecting glass for damage, installing glass panels in framework using edge tape and retaining clips, sealing unfinished edges, and installing door frames.

How to install a new double glazed window?

Before putting in a new double glazed windows, you must remove the old frame. This step is crucial for a smooth installation. Here's what you need to do to remove the old frame. Start by measuring the current window opening. This ensures the new frame fits perfectly. Measure the width and height, noting any odd shapes or sizes.

How do you attach a glass panel?

Place the panel: Carefully place the glass panel into position, aligning it with the opening. Use shims or spacers to adjust the position as needed. Secure the panel: Once the panel is in place, use clamps or clips to hold it securely until the adhesive sets. Make sure the clamps don't leave marks on the glass.

How do I choose a glass panel?

Size: Measure the size of the glass panel carefully, ensuring it fits the opening without any gaps or overlaps. Edging: Decide on the type of edging you prefer, such as polished, ground, or chamfered edges. Polished edges provide



a smooth finish, while ground edges have a rough texture. Chamfered edges are angled for added strength.

How do I install double glazed partitions & doors?

Install double glazed partitions and doors in accordance with approved drawings on Level 2. 6 During lateral transport within the workflow use jack palets; ensure palet is moving under supervision at both ends



Double glass with edge panel installation method



[INSTALLATION GUIDE for walls, ceilings, and laminated ...](#)

An alternate method is to install gypsum board, cement board or another appropriate substrate over the furring and then install FRP panels according to the standard installation instructions.

[Request Quote](#)

[Installing Frameless Glass Windows: A Step-by](#)

The installation of glass panels in buildings is a delicate yet rewarding process. The glass replacement unit is used to remove the panel ...

[Request Quote](#)



How To Install Glass Panels

In this article, we will take you through the process how to install glass panels or glass installation methods, from preparing the site to finalizing the edges.

[Request Quote](#)

[Fitting Double Glazing Units to Existing Wooden ...](#)

Prior to the glazing taking place, you'll want to be sure of an edge clearance to prevent the frame



and glass from coming into contact. ...


[Request Quote](#)



[BREAKING THE LIMITS! Double Layer Glass Panel Cutting ...](#)

Incredible technique of breaking a double layer glass panel! Our expert will show you the cutting-edge method of safely and efficiently cutting through two layers of glass.


[Request Quote](#)



[Double Glazed units in timber frames](#)

I generally fully seal my units. Packers under and round edge of unit, min 3mm gap, silicone round the edge of unit (make sure you use the proper stuff that is suitable for use ...

[Request Quote](#)



[Method Statement Unitized , PDF , Quality Assurance ...](#)

This document provides a method statement for installing a unitized curtain wall system. It includes definitions, responsibilities of roles like the project director ...

[Request Quote](#)





Installation

Dry glazing with pre-formed gaskets or wet glazing with compounds or sealants may be used, provided they are fully compatible with the edge-seal, glass and framing material.

[Request Quote](#)



JA Solar PV Bifacial Double-glass Modules Installation Manual

Special installation conditions If three horizontal bars are used throughout the installation, the horizontal bar in the middle area must be away from the junction box, and the edge of the ...

[Request Quote](#)



[Double Glazing Installation Guide, Dream ...](#)

Discover the double glazing installation process in our blog. Walkthrough the window replacement steps for a seamless upgrade.

[Request Quote](#)



[Glass Installation Techniques for Walls, Windows 2024](#)

First, measure the deck's perimeter and select glass panels that can hold up against appropriate safety standards; choose options that include tempered or laminated glass ...

[Request Quote](#)



[A Step-By-Step Guide To Installing Double-Glazed Windows](#)

This guide outlines the process step by step, covering everything from measuring the frame to sealing and finishing the installation. By following these instructions, you can ...

[Request Quote](#)



[How To Seal Or Repair Insulated Double-Pane Glass ...](#)

A double pane window, also known as an insulated glass unit (IGU), is an insulated glass panel that is made up of two panes of glass ...

[Request Quote](#)

[DIY Guide: How to Install Decorative Glass Panels](#)

Learn how to install decorative glass in cabinets, doors, or windows with our video and step-by-step DIY guide. Custom orders can be cut-to-size.

[Request Quote](#)





Global Installation Guide for

Double glass frameless module must be carried by four or more sucking disks instead of hands directly to ensure module can be forced uniformly. Pay attention to the ground conditions while ...

[Request Quote](#)

Double Pane Glass Replacement Guide

A comprehensive guide to double-pane glass replacement in the Worcester, MA area. Elevate your home's energy efficiency, safety, and style.

[Request Quote](#)



Commercial Glass Storefront Door Installation ...

Tips and Advice for Commercial Glass Storefront Door Installation. Step by Step Guide for Installing Single Glass Entry Doors and Double Doors Systems.

[Request Quote](#)



SMS

It involves 21 steps including identifying glass requirements, offloading glass from delivery vehicles, inspecting glass for damage, installing glass panels in ...

[Request Quote](#)



[Glass Installation Techniques for Walls, Windows 2024](#)


First, measure the deck's perimeter and select glass panels that can hold up against appropriate safety standards; choose options that include ...

[Request Quote](#)

SMS

It involves 21 steps including identifying glass requirements, offloading glass from delivery vehicles, inspecting glass for damage, installing glass panels in framework using edge tape ...

[Request Quote](#)



Installation

Dry glazing with pre-formed gaskets or wet glazing with compounds or sealants may be used, provided they are fully compatible with the edge-seal, glass and ...

[Request Quote](#)



Glass Installation Guide

Any panels stored outside should be protected from inclement weather conditions. Place panels on hard, flat surfaces that are not subject to standing water. Glass panels should be stacked

...

[Request Quote](#)



FULLY FRAMELESS GLASS INSTALLATION GUIDE

Our glass panels are 1200mm in height and are made from 12mm thick Grade 'A' toughened glass. Glass gates are 8mm thick (12mm for Polaris hinges) and are also made from Grade 'A'

...

[Request Quote](#)

SKYLINE DESIGN INSTALLATION GUIDE VITRACOLOR ...

2 Skyline Design recommends the use of load-supporting mechanical fasteners at the top and bottom in addition to the adhesive. 3M 4991 VHB Tape can also be used to assist in holding ...

[Request Quote](#)



BREAKING THE LIMITS! Double Layer Glass Panel Cutting Edge ...

Incredible technique of breaking a double layer glass panel! Our expert will show you the cutting-edge method of safely and efficiently cutting through two layers of glass.

[Request Quote](#)



[Double Glazed Window Installation: A Step-by-Step Guide](#)

Proper window frame measurement and preparation are crucial for a successful installation. Utilising glazing platforms and silicone sealants ensures a secure and watertight fit. Adjusting ...

[Request Quote](#)



Contact Us

For catalog requests, pricing, or partnerships, please visit:
<https://www.espaciovet.es>