


Huawei base station power supply frequently flashes





Overview

Run the display device power system command to check the power supply status and power consumption of the switch. If the State field of a power module displays Supply, this power module is working normally. If the State field displays NotSupply, the power module is not providing power. Why does my base station light up?

Connect a working power supply to base station, if the power LED does not light up it could be a hardware problem. Connect a network cable to the base, it will flash. There are three cases. If the network LED lights up solidly, it means that the base station has successfully connected to the network.

How to check if a Huawei phone is faulty?

Contact the maintenance personnel in charge of the transmission network to check whether a fault exists. Y => A fault exists. Go to sub-step b. N => There is no fault. Contact Huawei Customer Service Center. b. Contact the maintenance personnel in charge of the transmission network to rectify the fault. Check whether the alarm is cleared.

How to check if a Huawei transmission network is faulty?

Contact the maintenance personnel in charge of the transmission network to check for the faulty intermediate nodes. Y => A faulty intermediate node exists. Go to sub-step b. N => There is no faulty intermediate node. Contact Huawei Customer Service Center. b.

How to troubleshoot a Huawei peer transmission device?

Reinstall the original board. Contact Huawei Customer Service Center. 4. Check the optical port on the peer transmission device. a. Contact the maintenance engineers responsible for the peer transmission device to troubleshoot the faults on the optical port of the peer transmission device. Check whether the alarm is cleared.

How to check if Huawei equipment room is waterlogged?



Contact Huawei Customer Service Center. 2. Check the equipment room or the cabinet on site. a. Check whether the equipment room or the cabinet is waterlogged on site. Remove the water, and then waterproof the equipment room and the cabinet. Check whether the alarm is cleared. Y => The alarm is cleared.

How to check if Huawei optical module is installed?

Contact Huawei Customer Service Center. 2. Check the installed optical module on site. a. On the BBU side, check whether the optical module is installed. Y => The optical module is installed. Go to sub-step c. N => The optical module is not installed. Go to sub-step b.



Huawei base station power supply frequently flashes



[Wyze Base Station Not Connecting: How to Fix!](#)


Wyze Base Stations are an essential part of the Wyze ecosystem, allowing users to connect their Wyze Cam Outdoor devices and provide a ...

[Request Quote](#)

[The LEDs on the base station do not light up](#)

If the network LED flashes continually, it means that the base station cannot get an IP address. Try connecting the network cable to another port on the switch, if the network LED ...

[Request Quote](#)



Power Supply

Smart Power Supply Smart Cooling Functions, Features, and Specifications Installation and Wiring System Running and Setting Common Problem Handling AHU& EHU ...

[Request Quote](#)

Hardware Description

The following table describes the general principles for BBU slot assignment. The specific slot assignment of the main control board,



satellite-card board, and baseband processing board ...

[Request Quote](#)



STS

auxiliary power supply into a steel-structure container to provide a highly integrated power transformation and distribution solution for ground-based PV plants in medium-voltage

[Request Quote](#)



[Case Study: A Power Module Is Abnormal](#)

Run the display device power system command to check the power supply status and power consumption of the switch. If the State field of a power module displays Supply, this ...

[Request Quote](#)



[Power Supply and Distribution System Troubleshooting](#)

When a UPS is faulty, alarm information is displayed on the LCD. Critical alarms must be handled before powering on the UPS again. Otherwise, the fault may be extended, or the UPS may be ...

[Request Quote](#)





[Power Supply: The Device Fails to Be Powered On](#)

Check whether the configuration on the PSE causes PoE power supply errors, for example, the PoE function is disabled or the power-off time range is incorrectly set. Check whether the ...

[Request Quote](#)



Recurrent Neural Network-based Base Transceiver Station Power Supply


Recurrent Neural Network-based Base Transceiver Station Power Supply System Failure Prediction Abstract: In mobile telecom networks, Base Transceiver Station (BTS) is a key ...

[Request Quote](#)

[The LEDs on the base station do not light up](#)

If the network LED flashes continually, it means that the base station cannot get an IP address. Try connecting the network cable to another ...

[Request Quote](#)



[Huawei Launches GreenSite and PowerStar2.0 to ...](#)

The intelligent collaboration between services and site hardware -- including power supply, storage, and usage units -- enables power supply ...


[Request Quote](#)



[HUAWEI GSM DBS3900 Hardware Structure2.0.ppt](#)

The document provides an overview of the DBS3900, a distributed base transceiver station solution by Huawei. It details its hardware structure, ...

[Request Quote](#)



Base Station

JEMSdata, acquired by 1COM in 2007, buys sells and trades network and telecom equipment worldwide in over 50 countries; Huawei Core Network, UMG8900, MSOFTX3000, SGSN9810, ...

[Request Quote](#)

[\(PDF\) Fault Management Contents BBU Huawei](#)

The document outlines fault management procedures for various WCDMA Base Transceiver Stations (BTS) and associated equipment versions. It details common causes for alarms ...

[Request Quote](#)





Power Supply and Distribution FAQs


This article primarily introduces current case studies and guidance on issue resolution in data center energy management, aimed at guiding operations and maintenance ...

[Request Quote](#)

[Huawei NodeB Fault Management , PDF , Power ...](#)

The document discusses various fault management alarms related to NodeB equipment. It provides a list of over 150 alarm codes (ALM-XXXXX), each with ...

[Request Quote](#)



[Base Station Power Supply , HuiJue Group E-Site](#)

The Silent Backbone of Modern Connectivity
Have you ever wondered what keeps your 5G signals flowing during a storm? Behind every seamless video call lies a base station power ...

[Request Quote](#)

How to Use and Troubleshoot Dell Docking Station WD19 and ...

Learn how to setup, use, and troubleshoot Dell Docking Station WD19 and WD19S. Find information about drivers, setting up multiple monitors and troubleshooting steps to ...

[Request Quote](#)



Power Supply: The Power Indicator on the Device Is Steady Red

Install the power module properly. Replace the faulty pluggable power supply module. Replace the external power supply module.

[Request Quote](#)



Checking Whether the PoE Power Module Is Working Properly

If an indicator of the PoE power module is still abnormal, contact Huawei technical support personnel or the Huawei agent and ask them to replace the power module. Check whether the ...

[Request Quote](#)



Understanding the Red Light: Does It Mean Charging?

What Does a Blinking Red Light Mean? A blinking red light can indicate several things, including:
Charging Failure: The device may not be receiving enough power to charge ...

[Request Quote](#)







Data Center Power Supply Solution

Discover innovative Data Center Power Supply and Solutions, designed to optimize Data Center Infrastructure and Facility efficiency, ensuring reliable ...

[Request Quote](#)



[HUAWEI BTS3900 Hardware Structure . PDF , Power ...](#)

This document provides an overview of the Huawei BTS3900, an indoor macro base transceiver station developed by Huawei. It describes the system's ...

[Request Quote](#)

Contact Us

For catalog requests, pricing, or partnerships, please visit:
<https://www.espaciovet.es>